

# Wilson strip curtain order form

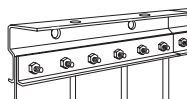
**1** Fill out one order form for each enclosure.

Write in a brief title or description of the enclosure below.

**2** Hardware components list

COMPONENT PART	QUANTITY
<b>SUB 100 UNIVERSAL MOUNT:</b> call Wilson with dimensions.	
<b>SB500 SUPPORT BRACKET/CHANNEL TRACK:</b>	
<b>Wall Mounts:</b>	
support connector #21104	
end support up #21105	
end support down #21106	
<b>Ceiling Mounts:</b>	
support connector #21109	
90° corner connector #21110	
3-way T-connector #21111	
<b>Suspension or Beam Mounts:</b>	
support connector #21115	
90° corner connector #21116	
3-way T-connector #21117	
<b>Threaded Rod Suspension:</b>	
threaded rod adapter #21134	
threaded rod support connector #21135	
<b>Floor Mounts:</b>	
support connector #21120	
90° corner connector #21121	
3-way T-connector #21122	
Support column #21124-6'	
#21125-7'	
#21126-8'	
support base #21127	
<b>Straight Track</b>	
#21101-5 5'	
#21101-6 6'	
#21101-7 7'	
#21101-8 8'	
#21101-9 9'	
#21101-10 10'	
<b>End Stops</b>	
#21103	
<b>Straight Connectors</b>	
#21102	
<b>Door Trolleys, Pull Rope &amp; Support Bracket</b>	
#B1347-1	
#B1310-2S	
#B1211-1	
#21132 call Wilson with dimensions.	
#B2910	

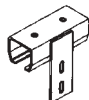
## SUB100 UNIVERSAL MOUNT SYSTEM



Universal Mount  
SUB100

## SB500 SUPPORT BRACKET/CHANNEL TRACK

### WALL MOUNTING



Support Connector  
No. 21104



End Support Up  
No. 21105



End Support Down  
No. 21106

### CEILING MOUNTING



Support Connector  
No. 21109



90° Corner Connector  
No. 21110

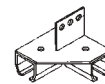


3-way T-Connector  
No. 21111

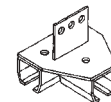
### SUSPENSION OR BEAM MOUNTING



Support Connector  
No. 21115



90° Corner Connector  
No. 21116



3-way T-Connector  
No. 21117

### THREADED ROD SUSPENSION MOUNTING



Threaded Rod Adapter  
No. 21134



Threaded Rod  
Support Connector  
No. 21135

### FLOOR MOUNTING



Support  
Connector  
No. 21120



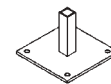
90° Corner  
Connector  
No. 21121



3-way T-Connector  
No. 21122

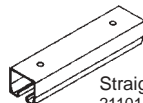


Support Column  
6 ft. Track Height  
No. 21124  
7 ft. Track Height  
No. 21125  
8 ft. Track Height  
No. 21126



Support Base  
No. 21127

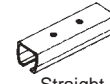
### STRAIGHT TRACK, END STOPS & STRAIGHT CONNECTORS



Straight Track  
21101-5/5 ft. 21101-7/7 ft. 21101-9/9ft.  
21101-6/6 ft. 21101-8/8 ft. 21101-10/10 ft.



End Stop  
No. 21103



Straight  
Connector  
No. 21102

Special lengths of straight track available upon request. 20 ft. maximum. Sides should be supported at maximum 10 ft. intervals, 5 to 7 ft. recommended.

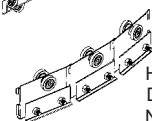
### DOOR TROLLEYS, PULL ROPE & SUPPORT BRACKET



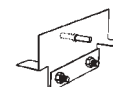
Offset Strip  
Door Trolley  
No. B1347-1



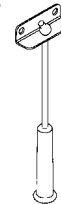
Rolling Trolley  
No. B1310-2S



Hinged Strip  
Door Trolley  
No. B1211-1



Strip Door Support Bracket  
No. 21132



Pull Rope  
No. B2910

Note: Wilson track hardware is shipped disassembled. Nuts and bolts not included.



# 3 A. Strip Curtain Dimensions:

\_\_\_\_\_ **Height**      \_\_\_\_\_ **Total linear feet of enclosure.**

## B. Strip Size, Overlap & Color.

STRIP CURTAINS BY AREA PART NUMBER	
_____	Write in part number from chart below.

STRIP CURTAINS BY AREA PART #				
Material	Strip Width	Strip Thickness	Partial Overlap* Part No.	Full Overlap Part No.
See-Thru Clear	6"	.040	S666-40	N/A
	8"	.080	S850-40	S810-40
	12"	.120	S1266-40	S1210-40
See-Thru Amber	16"	.160	S1650-40	S1610-40
	6"	.040	S666-50	N/A
	8"	.080	S850-50	S810-50
Spectra Orange	12"	.120	S1266-50	S1210-50
	16"	.160	S1650-50	S1610-50
	6"	.040	S666-25	N/A
Ribbed	8"	.080	S850-25	S810-25
	12"	.120	S1266-25	S1210-25
	6" 40 mil Clear, all Spectra, all Amber are available in ribbed configuration as a special order item.			
Ribbed	8"	.080	S850-40-RB	S810-40-RB
	12"	.120	S1266-40-RB	S1210-40-RB
	16"	.160	S1650-40-RB	S1610-40-RB

\*50% overlap for 8" and 16" strips, 67% overlap for 6" and 12" strips.

## C. Mounting System:

- SB500 Support Bracket/Channel Track
- SUB100 Universal Mount System

\_\_\_\_\_ **Write in your Mounting System**

\_\_\_\_\_ **Total linear feet of enclosure**

# 4 Replacement Strips or Rolls

Replacement strips can be purchased by strip, yard or roll.

INDIVIDUAL STRIPS PART #
_____ Write in part number from chart below.

# of strips \_\_\_\_\_ length of strips \_\_\_\_\_  
 Strips are cut to length and punched to match SB500.

# of yards \_\_\_\_\_ # of rolls \_\_\_\_\_

INDIVIDUAL STRIPS PART #					
Material	Strip Width	Strip Thickness	Part No.	Approx. Weight Per Roll	Approx. Ln.Ft. Per Roll
See-Thru Clear	6"	.040	S406-40	62 lbs	300
	8"	.080	S808-40	100 lbs	300
	12"	.120	S1212-40	150 lbs	200
See-Thru Amber	16"	.160	S1616-40	200 lbs	150
	6"	.040	S406-50	62 lbs	300
	8"	.080	S808-50	100 lbs	300
Spectra Orange	12"	.120	S1212-50	150 lbs	200
	16"	.160	S1616-50	200 lbs	150
	6"	.040	S406-25	62 lbs	300
Ribbed	8"	.080	S808-25	100 lbs	300
	12"	.120	S1212-25	150 lbs	200
	6" 40 mil Clear, all Spectra, all Amber are available in ribbed configuration as a special order item.				
Ribbed	8"	.080	S808-40-RB	100 lbs	300
	12"	.120	S1212-40-RB	150 lbs	200
	16"	.160	S1616-40-RB	200 lbs	150

# 5 Questions, call:

Please call Wilson with any questions or to help you fill out the Order Form before submitting it to your distributor.

Your distributor: