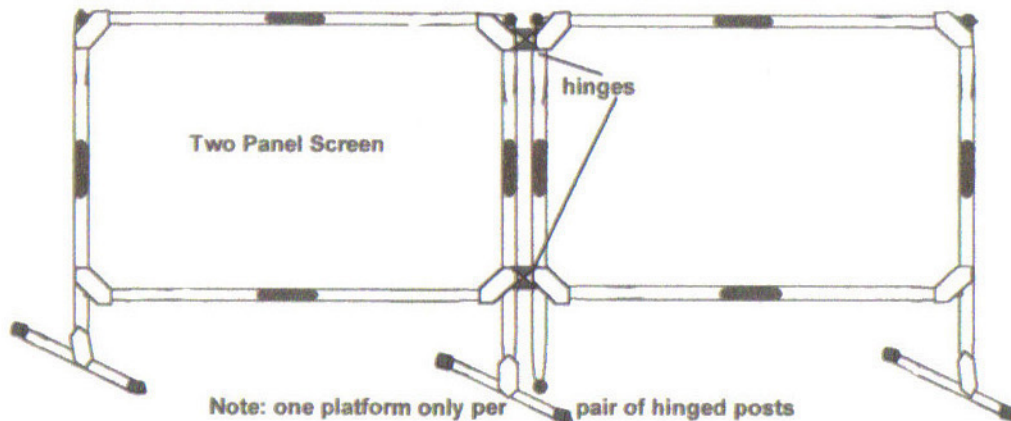
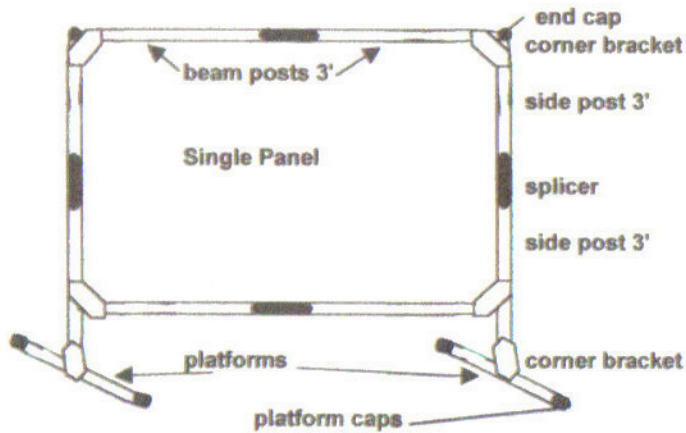








# Wilson Modular Frame Assembly Instructions

**Part no. M 56**

## Modular Frame Assembly

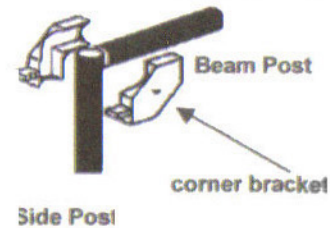


-  tubing (side posts and beam posts)
-  splicer
-  end cap
-  corner bracket
-  hinge kit (with multiple units only)
-  platform cap

All screens assemble with splicers

Standard curtains are one foot shorter than frame height to allow proper air ventilation and house keeping

Side posts (to floor and/or to platform) should be placed at the end of beam posts inside corner bracket



PARTS LIST			
Item	Qty	Pk'd	Rec'd
Corner Bracket	6		
Side Post - 3'	2		
Beam Post - 3'	4		
Side Post 2'	2		
Platform 2'	2		
Hinges	2		**HINGES SOLD SEPARATELY FOR MULTIPLE PANEL ASSEMBLY**
Platform Caps	4		
End Caps	2		
Splicers	4		
Nylon Ties	15		
Curtains			